

HOLDRITE[®] HYDRO FLAME[™]

Product Price List 1/26/2012



HydroFlame Cast-in-Place Sleeves



Model #	Product Type	Pipe Type(s)	Pipe O.D.	Size	List Price
PS-NP-0050	HydroFlame Cast-in-Place Sleeves	PVC, ccPVC, RNC & ABS	.840"	1/2"	\$ 16.69
PS-NP-0075	HydroFlame Cast-in-Place Sleeves	PVC, ccPVC, RNC & ABS	1.050"	3/4"	\$ 17.20
PS-NP-0100	HydroFlame Cast-in-Place Sleeves	PVC, ccPVC, RNC & ABS	1.315"	1"	\$ 18.73
PS-NP-0125	HydroFlame Cast-in-Place Sleeves	PVC, ccPVC, RNC & ABS	1.660"	1-1/4"	\$ 19.81
PS-NP-0150	HydroFlame Cast-in-Place Sleeves	PVC, ccPVC, RNC & ABS	1.900"	1-1/2"	\$ 20.26
PS-NP-0200	HydroFlame Cast-in-Place Sleeves	PVC, ccPVC, RNC & ABS	2.375"	2"	\$ 21.91
PS-NP-0250	HydroFlame Cast-in-Place Sleeves	PVC, ccPVC, RNC & ABS	2.875"	2-1/2"	\$ 27.88
PS-NP-0300	HydroFlame Cast-in-Place Sleeves	PVC, ccPVC, RNC & ABS	3.50"	3"	\$ 28.95
PS-NP-0400	HydroFlame Cast-in-Place Sleeves	PVC, ccPVC, RNC & ABS	4.5"	4"	\$ 35.06
PS-NP-0600	HydroFlame Cast-in-Place Sleeves	PVC, ccPVC, RNC & ABS	6.625"	6"	\$ 69.84
PS-CP-0050	HydroFlame Cast-in-Place Sleeves	CPVC:(Flowguard Gold SDR 11, SDR 11) & PEX	.625"	1/2"	\$ 16.69
PS-CP-0075	HydroFlame Cast-in-Place Sleeves	CPVC:(Flowguard Gold SDR 11, SDR 11) & PEX	0.875"	3/4"	\$ 17.20
PS-CP-0100	HydroFlame Cast-in-Place Sleeves	CPVC:(Flowguard Gold SDR 11, SDR 11) & PEX	1.125"	1"	\$ 18.73
PS-CP-0125	HydroFlame Cast-in-Place Sleeves	CPVC:(Flowguard Gold SDR 11, SDR 11) & PEX	1.375"	1-1/4"	\$ 19.81
PS-CP-0150	HydroFlame Cast-in-Place Sleeves	CPVC:(Flowguard Gold SDR 11, SDR 11) & PEX	1.625"	1-1/2"	\$ 20.26
PS-CP-0200	HydroFlame Cast-in-Place Sleeves	CPVC:(Flowguard Gold SDR 11, SDR 11) & PEX	2.125"	2"	\$ 21.91
PS-CN-0050	HydroFlame Cast-in-Place Sleeves	CPVC:(Corzan, Blazemaster 13.5, SDR 13.5, Sch. 40 & 80)	.840"	1/2"	\$ 16.69
PS-CN-0075	HydroFlame Cast-in-Place Sleeves	CPVC:(Corzan, Blazemaster 13.5, SDR 13.5, Sch. 40 & 80)	1.050"	3/4"	\$ 17.20
PS-CN-0100	HydroFlame Cast-in-Place Sleeves	CPVC:(Corzan, Blazemaster 13.5, SDR 13.5, Sch. 40 & 80)	1.315"	1"	\$ 18.73
PS-CN-0125	HydroFlame Cast-in-Place Sleeves	CPVC:(Corzan, Blazemaster 13.5, SDR 13.5, Sch. 40 & 80)	1.660"	1-1/4"	\$ 19.81
PS-CN-0150	HydroFlame Cast-in-Place Sleeves	CPVC:(Corzan, Blazemaster 13.5, SDR 13.5, Sch. 40 & 80)	1.900"	1-1/2"	\$ 20.26
PS-CN-0200	HydroFlame Cast-in-Place Sleeves	CPVC:(Corzan, Blazemaster 13.5, SDR 13.5, Sch. 40 & 80)	2.375"	2"	\$ 21.91
PS-CN-0250	HydroFlame Cast-in-Place Sleeves	CPVC:(Corzan, Blazemaster 13.5, SDR 13.5, Sch. 40 & 80)	2.875"	2-1/2"	\$ 27.88
PS-CN-0300	HydroFlame Cast-in-Place Sleeves	CPVC:(Corzan, Blazemaster 13.5, SDR 13.5, Sch. 40 & 80)	3.50"	3"	\$ 28.95
PS-CN-0400	HydroFlame Cast-in-Place Sleeves	CPVC:(Corzan, Blazemaster 13.5, SDR 13.5, Sch. 40 & 80)	4.5"	4"	\$ 35.06
PS-CN-0600	HydroFlame Cast-in-Place Sleeves	CPVC:(Corzan, Blazemaster 13.5, SDR 13.5, Sch. 40 & 80)	6.625"	6"	\$ 69.83
PS-CT-0050	HydroFlame Cast-in-Place Sleeves	Copper	.625"	1/2"	\$ 16.48
PS-CT-0075	HydroFlame Cast-in-Place Sleeves	Copper	0.875"	3/4"	\$ 17.04
PS-CT-0100	HydroFlame Cast-in-Place Sleeves	Copper	1.125"	1"	\$ 18.81
PS-CT-0125	HydroFlame Cast-in-Place Sleeves	Copper	1.375"	1-1/4"	\$ 19.66
PS-CT-0150	HydroFlame Cast-in-Place Sleeves	Copper	1.625"	1-1/2"	\$ 20.02
PS-CT-0200	HydroFlame Cast-in-Place Sleeves	Copper	2.125"	2"	\$ 21.69
PS-CT-0250	HydroFlame Cast-in-Place Sleeves	Copper	2.625"	2-1/2"	\$ 25.31
PS-CT-0300	HydroFlame Cast-in-Place Sleeves	Copper	3.125"	3"	\$ 25.89
PS-CT-0400	HydroFlame Cast-in-Place Sleeves	Copper	4.125"	4"	\$ 30.82
PS-CT-0600	HydroFlame Cast-in-Place Sleeves	Copper	6.125"	6"	\$ 52.66
PS-CH-0200	HydroFlame Cast-in-Place Sleeves	Cast Iron - Extra Heavy	2.38"	2"	\$ 21.69
PS-CH-0300	HydroFlame Cast-in-Place Sleeves	Cast Iron - Extra Heavy	3.50"	3"	\$ 25.89
PS-CH-0400	HydroFlame Cast-in-Place Sleeves	Cast Iron - Extra Heavy	4.50"	4"	\$ 30.82
PS-CI-0150	HydroFlame Cast-in-Place Sleeves	Cast Iron - Service Weight	1.90"	1-1/2"	\$ 20.02
PS-CI-0200	HydroFlame Cast-in-Place Sleeves	Cast Iron - Service Weight	2.30"	2"	\$ 21.69
PS-CI-0300	HydroFlame Cast-in-Place Sleeves	Cast Iron - Service Weight	3.30"	3"	\$ 25.89
PS-CI-0400	HydroFlame Cast-in-Place Sleeves	Cast Iron - Service Weight	4.30"	4"	\$ 30.82
PS-CI-0600	HydroFlame Cast-in-Place Sleeves	Cast Iron - Service Weight	6.30"	6"	\$ 52.66
PS-CX-0150	HydroFlame Cast-in-Place Sleeves	Cast Iron - Hubless	1.90"	1-1/2"	\$ 20.02
PS-CX-0200	HydroFlame Cast-in-Place Sleeves	Cast Iron - Hubless	2.35"	2"	\$ 21.69
PS-CX-0300	HydroFlame Cast-in-Place Sleeves	Cast Iron - Hubless	3.35"	3"	\$ 25.89
PS-CX-0400	HydroFlame Cast-in-Place Sleeves	Cast Iron - Hubless	4.38"	4"	\$ 30.82
PS-CX-0500	HydroFlame Cast-in-Place Sleeves	Cast Iron - Hubless	5.30"	5"	\$ 52.66
PS-CX-0600	HydroFlame Cast-in-Place Sleeves	Cast Iron - Hubless	6.30"	6"	\$ 52.66
PS-ST-0050	HydroFlame Cast-in-Place Sleeves	Steel	.840"	1/2"	\$ 16.69
PS-ST-0075	HydroFlame Cast-in-Place Sleeves	Steel	1.050"	3/4"	\$ 17.20
PS-ST-0100	HydroFlame Cast-in-Place Sleeves	Steel	1.315"	1"	\$ 18.73
PS-ST-0125	HydroFlame Cast-in-Place Sleeves	Steel	1.660"	1-1/4"	\$ 19.80
PS-ST-0150	HydroFlame Cast-in-Place Sleeves	Steel	1.900"	1-1/2"	\$ 20.26
PS-ST-0200	HydroFlame Cast-in-Place Sleeves	Steel	2.375"	2"	\$ 21.91
PS-ST-0250	HydroFlame Cast-in-Place Sleeves	Steel	2.875"	2-1/2"	\$ 25.56
PS-ST-0300	HydroFlame Cast-in-Place Sleeves	Steel	3.50"	3"	\$ 26.14
PS-ST-0400	HydroFlame Cast-in-Place Sleeves	Steel	4.5"	4"	\$ 31.07
PS-ST-0600	HydroFlame Cast-in-Place Sleeves	Steel	6.625"	6"	\$ 52.91
PS-ET-0050	HydroFlame Cast-in-Place Sleeves	EMT	0.706"	1/2"	\$ 16.69
PS-ET-0075	HydroFlame Cast-in-Place Sleeves	EMT	0.922"	3/4"	\$ 17.20
PS-ET-0100	HydroFlame Cast-in-Place Sleeves	EMT	1.163"	1"	\$ 18.73
PS-ET-0125	HydroFlame Cast-in-Place Sleeves	EMT	1.51"	1-1/4"	\$ 19.80
PS-ET-0150	HydroFlame Cast-in-Place Sleeves	EMT	1.74"	1-1/2"	\$ 20.26
PS-ET-0200	HydroFlame Cast-in-Place Sleeves	EMT	2.197"	2"	\$ 21.91
PS-ET-0250	HydroFlame Cast-in-Place Sleeves	EMT	2.875"	2-1/2"	\$ 25.56
PS-ET-0300	HydroFlame Cast-in-Place Sleeves	EMT	3.5"	3"	\$ 26.14
PS-ET-0400	HydroFlame Cast-in-Place Sleeves	EMT	4.5"	4"	\$ 31.07

Product Price List 1/26/2012



Corrugated Cast-in-Place Sleeves




Model #	Product Type	Pipe Type(s)	Pipe O.D.	Size	List Price
CD-NP-0050	Corrugated Cast-in-Place Sleeves	PVC, ccPVC, RNC & ABS	.840"	1/2"	\$ 24.33
CD-NP-0075	Corrugated Cast-in-Place Sleeves	PVC, ccPVC, RNC & ABS	1.050"	3/4"	\$ 25.08
CD-NP-0100	Corrugated Cast-in-Place Sleeves	PVC, ccPVC, RNC & ABS	1.315"	1"	\$ 28.08
CD-NP-0125	Corrugated Cast-in-Place Sleeves	PVC, ccPVC, RNC & ABS	1.660"	1-1/4"	\$ 29.88
CD-NP-0150	Corrugated Cast-in-Place Sleeves	PVC, ccPVC, RNC & ABS	1.900"	1-1/2"	\$ 30.87
CD-NP-0200	Corrugated Cast-in-Place Sleeves	PVC, ccPVC, RNC & ABS	2.375"	2"	\$ 33.21
CD-NP-0250	Corrugated Cast-in-Place Sleeves	PVC, ccPVC, RNC & ABS	2.875"	2-1/2"	\$ 37.10
CD-NP-0300	Corrugated Cast-in-Place Sleeves	PVC, ccPVC, RNC & ABS	3.50"	3"	\$ 40.03
CD-NP-0400	Corrugated Cast-in-Place Sleeves	PVC, ccPVC, RNC & ABS	4.5"	4"	\$ 45.60
CD-NP-0600	Corrugated Cast-in-Place Sleeves	PVC, ccPVC, RNC & ABS	6.625"	6"	\$ 82.44
CD-CP-0050	Corrugated Cast-in-Place Sleeves	CPVC:(Flowguard Gold SDR 11, SDR 11) & PEX	.625"	1/2"	\$ 24.33
CD-CP-0075	Corrugated Cast-in-Place Sleeves	CPVC:(Flowguard Gold SDR 11, SDR 11) & PEX	0.875"	3/4"	\$ 25.08
CD-CP-0100	Corrugated Cast-in-Place Sleeves	CPVC:(Flowguard Gold SDR 11, SDR 11) & PEX	1.125"	1"	\$ 28.08
CD-CP-0125	Corrugated Cast-in-Place Sleeves	CPVC:(Flowguard Gold SDR 11, SDR 11) & PEX	1.375"	1-1/4"	\$ 29.88
CD-CP-0150	Corrugated Cast-in-Place Sleeves	CPVC:(Flowguard Gold SDR 11, SDR 11) & PEX	1.625"	1-1/2"	\$ 30.87
CD-CP-0200	Corrugated Cast-in-Place Sleeves	CPVC:(Flowguard Gold SDR 11, SDR 11) & PEX	2.125"	2"	\$ 33.21
CD-CN-0050	Corrugated Cast-in-Place Sleeves	CPVC:(Corzan, Blazemaster 13.5, SDR 13.5, Sch. 40 & 80)	.840"	1/2"	\$ 24.33
CD-CN-0075	Corrugated Cast-in-Place Sleeves	CPVC:(Corzan, Blazemaster 13.5, SDR 13.5, Sch. 40 & 80)	1.050"	3/4"	\$ 25.08
CD-CN-0100	Corrugated Cast-in-Place Sleeves	CPVC:(Corzan, Blazemaster 13.5, SDR 13.5, Sch. 40 & 80)	1.315"	1"	\$ 28.08
CD-CN-0125	Corrugated Cast-in-Place Sleeves	CPVC:(Corzan, Blazemaster 13.5, SDR 13.5, Sch. 40 & 80)	1.660"	1-1/4"	\$ 29.88
CD-CN-0150	Corrugated Cast-in-Place Sleeves	CPVC:(Corzan, Blazemaster 13.5, SDR 13.5, Sch. 40 & 80)	1.900"	1-1/2"	\$ 30.87
CD-CN-0200	Corrugated Cast-in-Place Sleeves	CPVC:(Corzan, Blazemaster 13.5, SDR 13.5, Sch. 40 & 80)	2.375"	2"	\$ 33.21
CD-CN-0250	Corrugated Cast-in-Place Sleeves	CPVC:(Corzan, Blazemaster 13.5, SDR 13.5, Sch. 40 & 80)	2.875"	2-1/2"	\$ 37.10
CD-CN-0300	Corrugated Cast-in-Place Sleeves	CPVC:(Corzan, Blazemaster 13.5, SDR 13.5, Sch. 40 & 80)	3.50"	3"	\$ 40.03
CD-CN-0400	Corrugated Cast-in-Place Sleeves	CPVC:(Corzan, Blazemaster 13.5, SDR 13.5, Sch. 40 & 80)	4.5"	4"	\$ 45.60
CD-CN-0600	Corrugated Cast-in-Place Sleeves	CPVC:(Corzan, Blazemaster 13.5, SDR 13.5, Sch. 40 & 80)	6.625"	6"	\$ 82.44
CD-CT-0050	Corrugated Cast-in-Place Sleeves	Copper	.625"	1/2"	\$ 22.95
CD-CT-0075	Corrugated Cast-in-Place Sleeves	Copper	0.875"	3/4"	\$ 23.58
CD-CT-0100	Corrugated Cast-in-Place Sleeves	Copper	1.125"	1"	\$ 26.65
CD-CT-0125	Corrugated Cast-in-Place Sleeves	Copper	1.375"	1-1/4"	\$ 27.79
CD-CT-0150	Corrugated Cast-in-Place Sleeves	Copper	1.625"	1-1/2"	\$ 28.25
CD-CT-0200	Corrugated Cast-in-Place Sleeves	Copper	2.125"	2"	\$ 29.99
CD-CT-0250	Corrugated Cast-in-Place Sleeves	Copper	2.625"	2-1/2"	\$ 33.42
CD-CT-0300	Corrugated Cast-in-Place Sleeves	Copper	3.125"	3"	\$ 35.60
CD-CT-0400	Corrugated Cast-in-Place Sleeves	Copper	4.125"	4"	\$ 40.14
CD-CT-0600	Corrugated Cast-in-Place Sleeves	Copper	6.125"	6"	\$ 62.42
CD-CH-0200	Corrugated Cast-in-Place Sleeves	Cast Iron - Extra Heavy	2.38"	2"	\$ 29.99
CD-CH-0300	Corrugated Cast-in-Place Sleeves	Cast Iron - Extra Heavy	3.50"	3"	\$ 35.60
CD-CH-0400	Corrugated Cast-in-Place Sleeves	Cast Iron - Extra Heavy	4.50"	4"	\$ 40.14
CD-CI-0150	Corrugated Cast-in-Place Sleeves	Cast Iron - Service Weight	1.90"	1-1/2"	\$ 28.25
CD-CI-0200	Corrugated Cast-in-Place Sleeves	Cast Iron - Service Weight	2.30"	2"	\$ 29.99
CD-CI-0300	Corrugated Cast-in-Place Sleeves	Cast Iron - Service Weight	3.30"	3"	\$ 35.60
CD-CI-0400	Corrugated Cast-in-Place Sleeves	Cast Iron - Service Weight	4.30"	4"	\$ 40.14
CD-CI-0600	Corrugated Cast-in-Place Sleeves	Cast Iron - Service Weight	6.30"	6"	\$ 62.42
CD-CX-0150	Corrugated Cast-in-Place Sleeves	Cast Iron - Hubless	1.90"	1-1/2"	\$ 28.25
CD-CX-0200	Corrugated Cast-in-Place Sleeves	Cast Iron - Hubless	2.35"	2"	\$ 29.99
CD-CX-0300	Corrugated Cast-in-Place Sleeves	Cast Iron - Hubless	3.35"	3"	\$ 35.60
CD-CX-0400	Corrugated Cast-in-Place Sleeves	Cast Iron - Hubless	4.38"	4"	\$ 40.14
CD-CX-0500	Corrugated Cast-in-Place Sleeves	Cast Iron - Hubless	5.30"	5"	\$ 62.42
CD-CX-0600	Corrugated Cast-in-Place Sleeves	Cast Iron - Hubless	6.30"	6"	\$ 62.42
CD-ST-0050	Corrugated Cast-in-Place Sleeves	Steel	.840"	1/2"	\$ 23.16
CD-ST-0075	Corrugated Cast-in-Place Sleeves	Steel	1.050"	3/4"	\$ 23.75
CD-ST-0100	Corrugated Cast-in-Place Sleeves	Steel	1.315"	1"	\$ 26.58
CD-ST-0125	Corrugated Cast-in-Place Sleeves	Steel	1.660"	1-1/4"	\$ 27.94
CD-ST-0150	Corrugated Cast-in-Place Sleeves	Steel	1.900"	1-1/2"	\$ 28.49
CD-ST-0200	Corrugated Cast-in-Place Sleeves	Steel	2.375"	2"	\$ 30.23
CD-ST-0250	Corrugated Cast-in-Place Sleeves	Steel	2.875"	2-1/2"	\$ 33.67
CD-ST-0300	Corrugated Cast-in-Place Sleeves	Steel	3.50"	3"	\$ 35.84
CD-ST-0400	Corrugated Cast-in-Place Sleeves	Steel	4.5"	4"	\$ 40.39
CD-ST-0600	Corrugated Cast-in-Place Sleeves	Steel	6.625"	6"	\$ 62.67
CD-ET-0050	Corrugated Cast-in-Place Sleeves	EMT	0.706"	1/2"	\$ 23.16
CD-ET-0075	Corrugated Cast-in-Place Sleeves	EMT	0.922"	3/4"	\$ 23.75
CD-ET-0100	Corrugated Cast-in-Place Sleeves	EMT	1.163"	1"	\$ 26.58
CD-ET-0125	Corrugated Cast-in-Place Sleeves	EMT	1.51"	1-1/4"	\$ 27.94
CD-ET-0150	Corrugated Cast-in-Place Sleeves	EMT	1.74"	1-1/2"	\$ 28.49
CD-ET-0200	Corrugated Cast-in-Place Sleeves	EMT	2.197"	2"	\$ 30.23
CD-ET-0250	Corrugated Cast-in-Place Sleeves	EMT	2.875"	2-1/2"	\$ 33.67
CD-ET-0300	Corrugated Cast-in-Place Sleeves	EMT	3.5"	3"	\$ 35.84
CD-ET-0400	Corrugated Cast-in-Place Sleeves	EMT	4.5"	4"	\$ 40.39

HOLDRITE[®] HYDRO FLAME[™]

Product Price List 1/26/2012



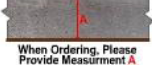

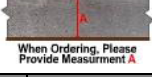


Hydro PreSeal Slab Seal w/ Pipe Inserts



Model #	Product Type	Pipe Type(s)	Pipe O.D.	Size	List Price
HP-NP-0050	Hydro PreSeal Slab Seal w/ Pipe Inserts	PVC, ccPVC, RNC & ABS	.840"	1/2"	\$ 13.95
HP-NP-0075	Hydro PreSeal Slab Seal w/ Pipe Inserts	PVC, ccPVC, RNC & ABS	1.050"	3/4"	\$ 14.29
HP-NP-0100	Hydro PreSeal Slab Seal w/ Pipe Inserts	PVC, ccPVC, RNC & ABS	1.315"	1"	\$ 15.11
HP-NP-0125	Hydro PreSeal Slab Seal w/ Pipe Inserts	PVC, ccPVC, RNC & ABS	1.660"	1-1/4"	\$ 15.93
HP-NP-0150	Hydro PreSeal Slab Seal w/ Pipe Inserts	PVC, ccPVC, RNC & ABS	1.900"	1-1/2"	\$ 16.06
HP-NP-0200	Hydro PreSeal Slab Seal w/ Pipe Inserts	PVC, ccPVC, RNC & ABS	2.375"	2"	\$ 17.41
HP-NP-0250	Hydro PreSeal Slab Seal w/ Pipe Inserts	PVC, ccPVC, RNC & ABS	2.875"	2-1/2"	\$ 20.42
HP-NP-0300	Hydro PreSeal Slab Seal w/ Pipe Inserts	PVC, ccPVC, RNC & ABS	3.50"	3"	\$ 20.73
HP-NP-0400	Hydro PreSeal Slab Seal w/ Pipe Inserts	PVC, ccPVC, RNC & ABS	4.5"	4"	\$ 24.17
HP-NP-0600	Hydro PreSeal Slab Seal w/ Pipe Inserts	PVC, ccPVC, RNC & ABS	6.625"	6"	\$ 36.11
HP-CP-0050	Hydro PreSeal Slab Seal w/ Pipe Inserts	CPVC:(Flowguard Gold SDR 11, SDR 11) & PEX	.625"	1/2"	\$ 13.72
HP-CP-0075	Hydro PreSeal Slab Seal w/ Pipe Inserts	CPVC:(Flowguard Gold SDR 11, SDR 11) & PEX	0.875"	3/4"	\$ 14.11
HP-CP-0100	Hydro PreSeal Slab Seal w/ Pipe Inserts	CPVC:(Flowguard Gold SDR 11, SDR 11) & PEX	1.125"	1"	\$ 15.18
HP-CP-0125	Hydro PreSeal Slab Seal w/ Pipe Inserts	CPVC:(Flowguard Gold SDR 11, SDR 11) & PEX	1.375"	1-1/4"	\$ 15.77
HP-CP-0150	Hydro PreSeal Slab Seal w/ Pipe Inserts	CPVC:(Flowguard Gold SDR 11, SDR 11) & PEX	1.625"	1-1/2"	\$ 15.80
HP-CP-0200	Hydro PreSeal Slab Seal w/ Pipe Inserts	CPVC:(Flowguard Gold SDR 11, SDR 11) & PEX	2.125"	2"	\$ 17.22
HP-CN-0050	Hydro PreSeal Slab Seal w/ Pipe Inserts	CPVC:(Corzan, Blazemaster 13.5, SDR 13.5, Sch. 40 & 80)	.840"	1/2"	\$ 13.95
HP-CN-0075	Hydro PreSeal Slab Seal w/ Pipe Inserts	CPVC:(Corzan, Blazemaster 13.5, SDR 13.5, Sch. 40 & 80)	1.050"	3/4"	\$ 14.29
HP-CN-0100	Hydro PreSeal Slab Seal w/ Pipe Inserts	CPVC:(Corzan, Blazemaster 13.5, SDR 13.5, Sch. 40 & 80)	1.315"	1"	\$ 15.11
HP-CN-0125	Hydro PreSeal Slab Seal w/ Pipe Inserts	CPVC:(Corzan, Blazemaster 13.5, SDR 13.5, Sch. 40 & 80)	1.660"	1-1/4"	\$ 15.93
HP-CN-0150	Hydro PreSeal Slab Seal w/ Pipe Inserts	CPVC:(Corzan, Blazemaster 13.5, SDR 13.5, Sch. 40 & 80)	1.900"	1-1/2"	\$ 16.06
HP-CN-0200	Hydro PreSeal Slab Seal w/ Pipe Inserts	CPVC:(Corzan, Blazemaster 13.5, SDR 13.5, Sch. 40 & 80)	2.375"	2"	\$ 17.41
HP-CN-0250	Hydro PreSeal Slab Seal w/ Pipe Inserts	CPVC:(Corzan, Blazemaster 13.5, SDR 13.5, Sch. 40 & 80)	2.875"	2-1/2"	\$ 20.42
HP-CN-0300	Hydro PreSeal Slab Seal w/ Pipe Inserts	CPVC:(Corzan, Blazemaster 13.5, SDR 13.5, Sch. 40 & 80)	3.50"	3"	\$ 20.73
HP-CN-0400	Hydro PreSeal Slab Seal w/ Pipe Inserts	CPVC:(Corzan, Blazemaster 13.5, SDR 13.5, Sch. 40 & 80)	4.5"	4"	\$ 24.17
HP-CN-0600	Hydro PreSeal Slab Seal w/ Pipe Inserts	CPVC:(Corzan, Blazemaster 13.5, SDR 13.5, Sch. 40 & 80)	6.625"	6"	\$ 36.11
HP-CT-0050	Hydro PreSeal Slab Seal w/ Pipe Inserts	Copper	.625"	1/2"	\$ 13.72
HP-CT-0075	Hydro PreSeal Slab Seal w/ Pipe Inserts	Copper	0.875"	3/4"	\$ 14.11
HP-CT-0100	Hydro PreSeal Slab Seal w/ Pipe Inserts	Copper	1.125"	1"	\$ 15.18
HP-CT-0125	Hydro PreSeal Slab Seal w/ Pipe Inserts	Copper	1.375"	1-1/4"	\$ 15.77
HP-CT-0150	Hydro PreSeal Slab Seal w/ Pipe Inserts	Copper	1.625"	1-1/2"	\$ 15.80
HP-CT-0200	Hydro PreSeal Slab Seal w/ Pipe Inserts	Copper	2.125"	2"	\$ 17.22
HP-CT-0250	Hydro PreSeal Slab Seal w/ Pipe Inserts	Copper	2.625"	2-1/2"	\$ 20.29
HP-CT-0300	Hydro PreSeal Slab Seal w/ Pipe Inserts	Copper	3.125"	3"	\$ 20.55
HP-CT-0400	Hydro PreSeal Slab Seal w/ Pipe Inserts	Copper	4.125"	4"	\$ 23.47
HP-CT-0600	Hydro PreSeal Slab Seal w/ Pipe Inserts	Copper	6.125"	6"	\$ 35.81
HP-CH-0200	Hydro PreSeal Slab Seal w/ Pipe Inserts	Cast Iron - Extra Heavy	2.38"	2"	\$ 17.41
HP-CH-0300	Hydro PreSeal Slab Seal w/ Pipe Inserts	Cast Iron - Extra Heavy	3.50"	3"	\$ 20.73
HP-CH-0400	Hydro PreSeal Slab Seal w/ Pipe Inserts	Cast Iron - Extra Heavy	4.50"	4"	\$ 24.17
HP-CI-0150	Hydro PreSeal Slab Seal w/ Pipe Inserts	Cast Iron - Service Weight	1.90"	1-1/2"	\$ 16.06
HP-CI-0200	Hydro PreSeal Slab Seal w/ Pipe Inserts	Cast Iron - Service Weight	2.30"	2"	\$ 17.14
HP-CI-0300	Hydro PreSeal Slab Seal w/ Pipe Inserts	Cast Iron - Service Weight	3.30"	3"	\$ 20.37
HP-CI-0400	Hydro PreSeal Slab Seal w/ Pipe Inserts	Cast Iron - Service Weight	4.30"	4"	\$ 23.74
HP-CI-0600	Hydro PreSeal Slab Seal w/ Pipe Inserts	Cast Iron - Service Weight	6.30"	6"	\$ 35.68
HP-CX-0150	Hydro PreSeal Slab Seal w/ Pipe Inserts	Cast Iron - Hubless	1.90"	1-1/2"	\$ 16.06
HP-CX-0200	Hydro PreSeal Slab Seal w/ Pipe Inserts	Cast Iron - Hubless	2.35"	2"	\$ 17.14
HP-CX-0300	Hydro PreSeal Slab Seal w/ Pipe Inserts	Cast Iron - Hubless	3.35"	3"	\$ 20.37
HP-CX-0400	Hydro PreSeal Slab Seal w/ Pipe Inserts	Cast Iron - Hubless	4.38"	4"	\$ 23.74
HP-CX-0500	Hydro PreSeal Slab Seal w/ Pipe Inserts	Cast Iron - Hubless	5.30"	5"	\$ 35.68
HP-CX-0600	Hydro PreSeal Slab Seal w/ Pipe Inserts	Cast Iron - Hubless	6.30"	6"	\$ 35.68
HP-ST-0050	Hydro PreSeal Slab Seal w/ Pipe Inserts	Steel	.840"	1/2"	\$ 13.95
HP-ST-0075	Hydro PreSeal Slab Seal w/ Pipe Inserts	Steel	1.050"	3/4"	\$ 14.29
HP-ST-0100	Hydro PreSeal Slab Seal w/ Pipe Inserts	Steel	1.315"	1"	\$ 15.11
HP-ST-0125	Hydro PreSeal Slab Seal w/ Pipe Inserts	Steel	1.660"	1-1/4"	\$ 15.93
HP-ST-0150	Hydro PreSeal Slab Seal w/ Pipe Inserts	Steel	1.900"	1-1/2"	\$ 16.06
HP-ST-0200	Hydro PreSeal Slab Seal w/ Pipe Inserts	Steel	2.375"	2"	\$ 17.41
HP-ST-0250	Hydro PreSeal Slab Seal w/ Pipe Inserts	Steel	2.875"	2-1/2"	\$ 20.42
HP-ST-0300	Hydro PreSeal Slab Seal w/ Pipe Inserts	Steel	3.50"	3"	\$ 20.73
HP-ST-0400	Hydro PreSeal Slab Seal w/ Pipe Inserts	Steel	4.5"	4"	\$ 24.17
HP-ST-0600	Hydro PreSeal Slab Seal w/ Pipe Inserts	Steel	6.625"	6"	\$ 36.11
HP-ET-0050	Hydro PreSeal Slab Seal w/ Pipe Inserts	EMT	0.706"	1/2"	\$ 13.72
HP-ET-0075	Hydro PreSeal Slab Seal w/ Pipe Inserts	EMT	0.922"	3/4"	\$ 14.11
HP-ET-0100	Hydro PreSeal Slab Seal w/ Pipe Inserts	EMT	1.163"	1"	\$ 15.18
HP-ET-0125	Hydro PreSeal Slab Seal w/ Pipe Inserts	EMT	1.51"	1-1/4"	\$ 15.77
HP-ET-0150	Hydro PreSeal Slab Seal w/ Pipe Inserts	EMT	1.74"	1-1/2"	\$ 15.80
HP-ET-0200	Hydro PreSeal Slab Seal w/ Pipe Inserts	EMT	2.197"	2"	\$ 17.22
HP-ET-0250	Hydro PreSeal Slab Seal w/ Pipe Inserts	EMT	2.875"	2-1/2"	\$ 20.42
HP-ET-0300	Hydro PreSeal Slab Seal w/ Pipe Inserts	EMT	3.5"	3"	\$ 20.73
HP-ET-0400	Hydro PreSeal Slab Seal w/ Pipe Inserts	EMT	4.5"	4"	\$ 24.17

Product Price List 1/26/2012

	Cast-in-Place Tub Box			 When Ordering, Please Provide Measurement A		
Model #	Product Type	Pipe Type(s)	Pipe O.D.	Size	List Price	
TB-NP-0200	Cast-in-Place Tub Box	Sch.40 Bath Drains	N/A	1-1/2"	\$ 37.87	
TB-TW-0200	Cast-in-Place Tub Box	Thin Wall & Brass Bath Drains	N/A	1-1/2"	\$ 37.87	
	Cast-in-Place Optional Pipe Size Sleeve			 When Ordering, Please Provide Measurement A		
Model #	Product Type	Pipe Type(s)	Pipe O.D.	Size	List Price	
OPS-PL-0100	Cast-In-Place Optional Pipe Size Sleeve	1/2"-1" Plastic Pipes	N/A	1"	\$ 13.35	
OPS-PL-0200	Cast-In-Place Optional Pipe Size Sleeve	1-1/4"-2" Plastic Pipes	N/A	2"	\$ 15.84	
OPS-PL-0300	Cast-In-Place Optional Pipe Size Sleeve	2-1/2"-3" Plastic Pipes	N/A	3"	\$ 22.30	
OPS-PL-0400	Cast-In-Place Optional Pipe Size Sleeve	4" Plastic Pipes	N/A	4"	\$ 28.05	
OPS-PL-0600	Cast-In-Place Optional Pipe Size Sleeve	5"-6" Plastic Pipes	N/A	6"	\$ 55.87	
OPS-MT-0100	Cast-In-Place Optional Pipe Size Sleeve	1/2"-1" Metallic Pipes	N/A	1"	\$ 13.18	
OPS-MT-0200	Cast-In-Place Optional Pipe Size Sleeve	1-1/4"-2" Metallic Pipes	N/A	2"	\$ 14.38	
OPS-MT-0300	Cast-In-Place Optional Pipe Size Sleeve	2-1/2"-3" Metallic Pipes	N/A	3"	\$ 20.25	
OPS-MT-0400	Cast-In-Place Optional Pipe Size Sleeve	4" Metallic Pipes	N/A	4"	\$ 23.31	
OPS-MT-0600	Cast-In-Place Optional Pipe Size Sleeve	5"-6" Metallic Pipes	N/A	6"	\$ 43.99	
	Cast-in-Place Closet Flange Sleeves Does not include Closet Flange			 When Ordering, Please Provide Measurement A		
Model #	Product Type	Pipe Type(s)	Pipe O.D.	Size	List Price	
PS-NPCF-0300	Cast-in-Place Closet Flange Sleeves	PVC, ccPVC & ABS	3.5"	3"	\$ 28.95	
PS-NPCF-0400	Cast-in-Place Closet Flange Sleeves	PVC, ccPVC & ABS	4.5"	4"	\$ 35.06	
PS-CICF-0300	Cast-in-Place Closet Flange Sleeves	Cast Iron - Service Weight	3.30"	3"	\$ 25.89	
PS-CICF-0400	Cast-in-Place Closet Flange Sleeves	Cast Iron - Service Weight	4.30"	4"	\$ 30.82	
PS-CXCF-0300	Cast-in-Place Closet Flange Sleeves	Cast Iron - Hubless	3.35"	3"	\$ 25.89	
PS-CXCF-0400	Cast-in-Place Closet Flange Sleeves	Cast Iron - Hubless	4.38"	4"	\$ 30.82	
	Cast-in-Place Shower Drain Sleeves Does not include Drain or 2" Riser Pipe			 When Ordering, Please Provide Measurement A		
Model #	Product Type	Pipe Type(s)	Pipe O.D.	Size	List Price	
PS-SD-0200	Cast-in-Place Shower Drain Sleeves	PVC, ccPVC & ABS	2.375"	2"	\$ 22.75	
	Cast-in-Place Line Set Sleeves			 When Ordering, Please Provide Measurement A		
Model #	Product Type	Pipe Type(s)	Pipe O.D.	Size	List Price	
PS-LS-0300	Cast-in-Place Line Set Sleeves	Line Sets	3.75"	3"	\$ 28.37	
	Cast-in-Place Cable Sleeves			 When Ordering, Please Provide Measurement A		
Model #	Product Type	Pipe Type(s)	Pipe O.D.	Size	List Price	
PS-CS-0200	Cast-in-Place Cable Sleeves	Cables	2.626"	2"	\$ 23.88	
PS-CS-0300	Cast-in-Place Cable Sleeves	Cables	3.75"	3"	\$ 28.37	
	Cast-in-Place Drain Stand Kit Does not include Drain Body			 When Ordering, Please Provide Measurement A		
Model #	Product Type	Pipe Type(s)	Pipe O.D.	Size	List Price	
HM-DK-0200	Cast-In-Place Drain Stand Kit	PVC, ccPVC, ABS & Cast Iron	N/A	2"	\$ 29.47	
HM-DK-0300	Cast-In-Place Drain Stand Kit	PVC, ccPVC, ABS & Cast Iron	N/A	3"	\$ 31.13	
HM-DK-0400	Cast-In-Place Drain Stand Kit	PVC, ccPVC, ABS & Cast Iron	N/A	4"	\$ 33.93	
	Aerator Adapter Box					
Model #	Product Type	Pipe Type(s)	Top Opening	Size	List Price	
AA-0304	Recessed Fitting Box for Wood Form Deck	3" and 4" (Metallic or Non-metallic)	6"	3-1/2"X 6-3/8" X 9"	\$ 8.00	

Product Price List 1/26/2012



Corrugated Deck Concrete Sleeve

Plastic Sleeve and wings only, Water Stopping & Firestopping by others



When Ordering, Please
Provide Measurement A

Model #	Product Type	Typical Pipe Types - (Verify with UL System drawings)	Sleeve I.D.	Size	List Price
CD-0125	Corrugated Deck Concrete Sleeve	1/4"-3/4" - All types	1-1/4"	1-1/4"	\$ 10.69
CD-0200	Corrugated Deck Concrete Sleeve	1/4"-1-1/4" - All types	2"	2"	\$ 11.56
CD-0300	Corrugated Deck Concrete Sleeve	1"-2" - All types	3"	3"	\$ 15.11
CD-0400	Corrugated Deck Concrete Sleeve	1-1/4"-3" - All types	4"	4"	\$ 21.11
CD-0500	Corrugated Deck Concrete Sleeve	2-1/2"-4" - All types	5"	5"	\$ 21.98
CD-0600	Corrugated Deck Concrete Sleeve	3"-5" - All types	6"	6"	\$ 24.43
CD-0800	Corrugated Deck Concrete Sleeve	4"-6" - All types	8"	8"	\$ 32.11



Wood Deck Concrete Sleeve

Plastic Sleeve only, Water Stopping & Firestopping by others



When Ordering, Please
Provide Measurement A

Model #	Product Type	Typical Pipe Types - (Verify with UL System drawings)	Sleeve I.D.	Size	List Price
WD-0125	Wood Deck Concrete Sleeve	1/4"-3/4" - All types	1-1/4"	1-1/4"	\$ 7.31
WD-0200	Wood Deck Concrete Sleeve	1/4"-1-1/4" - All types	2"	2"	\$ 7.73
WD-0300	Wood Deck Concrete Sleeve	1"-2" - All types	3"	3"	\$ 9.37
WD-0400	Wood Deck Concrete Sleeve	1-1/4"-3" - All types	4"	4"	\$ 11.11
WD-0500	Wood Deck Concrete Sleeve	2-1/2"-4" - All types	5"	5"	\$ 12.53
WD-0600	Wood Deck Concrete Sleeve	3"-5" - All types	6"	6"	\$ 14.03
WD-0800	Wood Deck Concrete Sleeve	4"-6" - All types	8"	8"	\$ 16.78