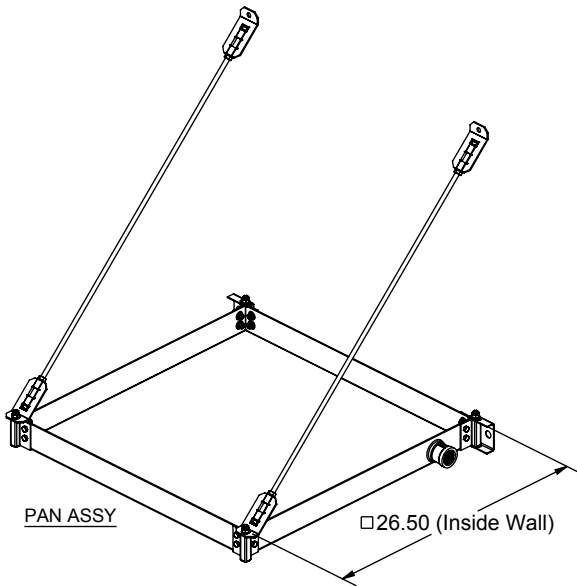


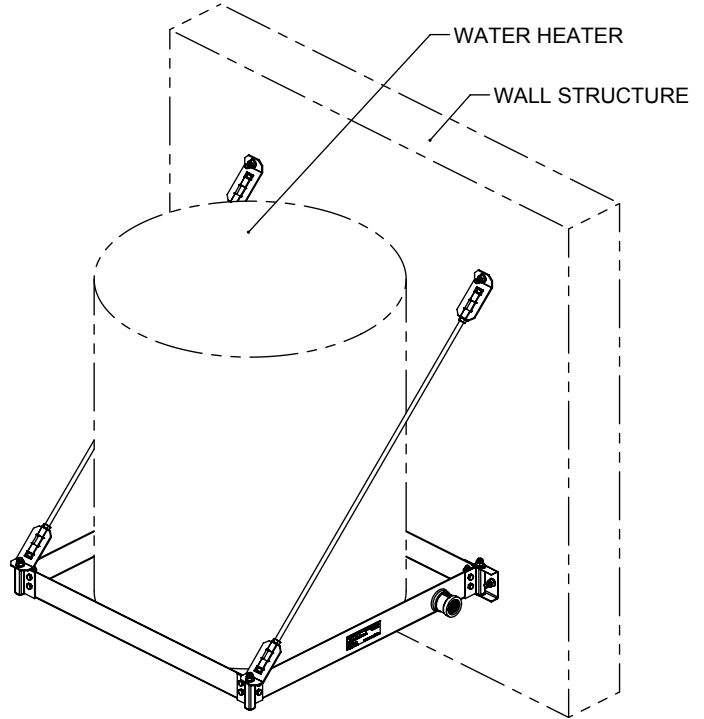
# PRODUCT SPECIFICATION DRAWING

## QUICK STAND™ #50-SWHP-WM

### Wall Mounted Equipment Platform



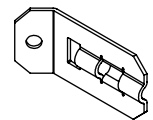
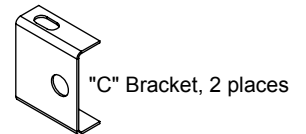
ALL DIMENSIONS IN INCHES



**The Wall Mounted Equipment Platform is engineered to support water heaters up to 50 U.S. gallons (or other equipment up to 600 pounds total weight) mounted to a wall. This item also serves as a drain pan.**

**Product Information:**

- Material:
  - Pan: 12 gage CRS, galvanized
  - Corner Brackets (4): 14 gage CRS, galvanized
  - C-Brackets (2): 16 gage CRS, galvanized
  - 45° Brackets (4): 12 gage, CRS, galvanized
  - Threaded Rod (2): Low carbon steel, zinc plated, 3/8" x 37.10" long
- Wide platform allows water heaters up to 26-1/2" diameter
- Watertight corners and welded 1" steel drain body eliminate need for additional drain pan
- Static load rating 600 pounds with 2X safety factor (depending on structural anchorage)
- Professional Engineer stamped documentation available
- Galvanized steel construction
- Suspends with user supplied 3/8" hardware to mount to wall, 4 places
- Installation instructions for mounting to concrete or framed wall structure available
- Patent Pending



45° Bracket, 4 places

Product Submittal	
Job Name:	
Date:	
Part Number:	Qty:
Architect / Owner:	
Contractor:	
Notes:	

