

HOLDRITE® Insulation Couplings

STEEL STRUT MOUNT



PLASTIC STRUT MOUNT



CLEVIS SYSTEM



- **Ideal for overhead insulated pipe**
- **Mounts directly to strut or suspended hanger rods**
- **3X faster install of closed-cell elastomeric or fiberglass insulation**
- **Meets the 25/50 flame spread/smoke developed index**
- **Professional installation every time**
- **Eliminates the need for glue, tape, metal shield & rigid insulation insert**
- **Complete vapor barrier without using adhesives**
- **Available for 1/2" to 4 1/8" OD tube and 1/2" to 1" wall insulation**
- **Made from high strength TPO plastic**
- **Specification data available upon request**

MAKESHIFT METHOD

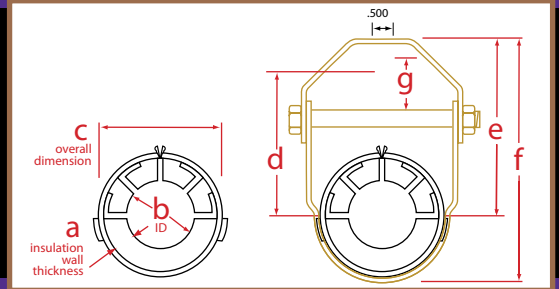


ENGINEERED SOLUTION



HOLDRITE® Clevis Hanger Insulation Couplings

The clevis hanger system includes clevis hanger, plastic coupling, and fastening clip.



HOLDRITE® CLEVIS MOUNT

MODEL#	Wall Installation	Pipe O.D.	Overall Dimension					Box Qty
	a	b	c	d	e	f	g	
HR 704062	1/2"	5/8"	1.75	2-3/4	3-3/8	4-3/8	7/8	10
HR 704087	1/2"	7/8"	2.00	2-3/4	3-1/2	4-3/8	7/8	10
HR 704112	1/2"	1-1/8"	2.25	3-3/16	3-13/16	5	15/16	10
HR 704137	1/2"	1-3/8"	2.50	3-1/2	4	5-1/2	1-1/16	10
HR 704162	1/2"	1-5/8"	2.75	3-3/4	4-3/8	5-7/8	1-1/4	10
HR 704212	1/2"	2-1/8"	3.25	4-1/2	5-1/8	6-7/8	1-7/16	10
HR 704262	1/2"	2-5/8"	3.75	5	5-5/8	7-5/8	1-11/16	10
HR 704312	1/2"	3-1/8"	4.25	5-13/16	6-7/16	8-3/4	2-1/8	5
HR 704412	1/2"	4-1/8"	5.25	6-7/8	7-1/2	10-1/8	2-9/16	5
HR 708062	1"	5/8"	2.75	3-3/4	4-3/8	5-7/8	1-1/4	10
HR 708087	1"	7/8"	3.00	4-3/16	4-3/4	6-1/2	1-5/16	10
HR 708112	1"	1-1/8"	3.75	4-1/2	5-1/8	6-7/8	1-7/16	10
HR 708137	1"	1-3/8"	3.50	4-3/4	5-3/8	7-1/4	1-9/16	10
HR 708162	1"	1-5/8"	3.75	5	5-5/8	7-5/8	1-11/16	10
HR 708212	1"	2-1/8"	4.25	5-13/16	6-7/16	8-3/4	2-1/8	5
HR 708262	1"	2-5/8"	4.75	6-5/16	6-7/8	9-3/8	2-5/16	5
HR 708312	1"	3-1/8"	5.25	6-7/8	7-1/2	10-1/8	2-9/16	5

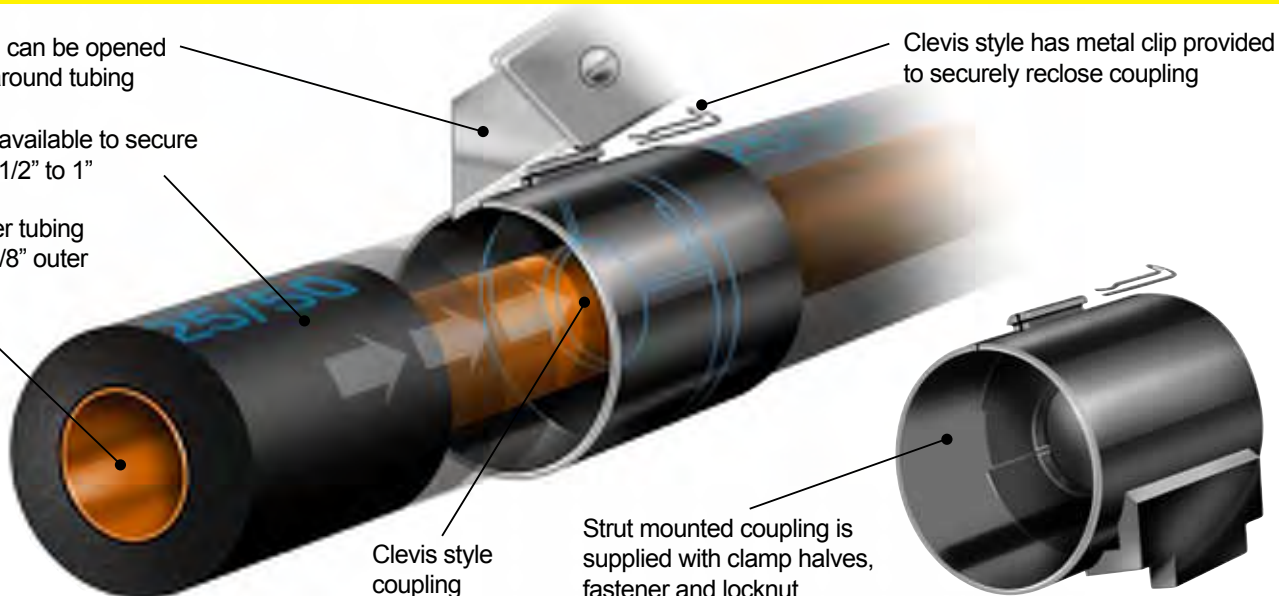
HOLDRITE® Strut Mount Features

Pre-scored and can be opened for placement around tubing

Coupling sizes available to secure insulation from 1/2" to 1"

Supports copper tubing from 1/2" to 4-1/8" outer diameter

Clevis style has metal clip provided to securely reclose coupling



Clevis style coupling

Strut mounted coupling is supplied with clamp halves, fastener and locknut

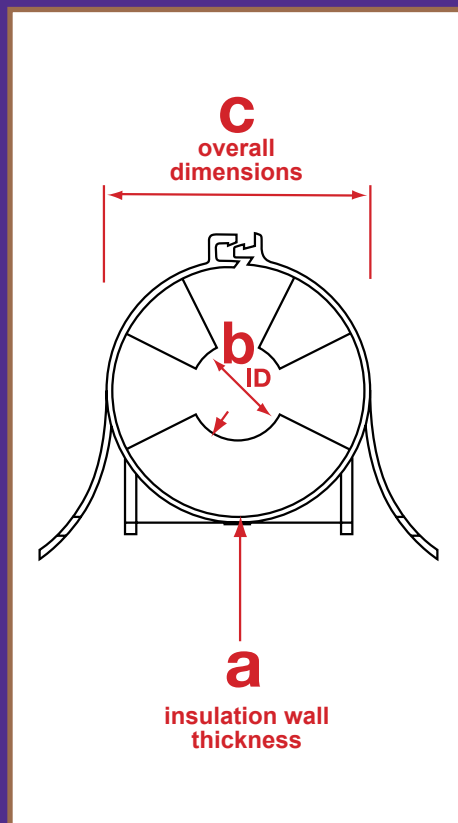
HOLDRITE® Plastic Strut Mount

The coupling allows the installer to simply insert the coupling into channel and lock the top. No metal clamps needed. For use with elastomeric insulation or fiberglass.



HOLDRITE® PLASTIC MOUNT

MODEL#	Wall Installation	Pipe O.D.	Overall Dimension	Box Qty
	a	b	c	
HR 824062	1/2"	5/8"	1.75	20
HR 824087	1/2"	7/8"	2.00	20
HR 824112	1/2"	1-1/8"	2.25	20
HR 824137	1/2"	1-3/8"	2.50	20
HR 824162	1/2"	1-5/8"	2.75	10
HR 824212	1/2"	2-1/8"	3.25	10
HR 828087	1"	7/8"	3.00	10
HR 828112	1"	1-1/8"	3.25	10
HR 828137	1"	1-3/8"	3.50	10
HR 828162	1"	1-5/8"	3.75	10
HR 828212	1"	2-1/8"	4.25	10
HR 828262	1"	2-5/8"	4.75	10



HOLDRITE® Model Numbers

All couplings consist of an 8-digit model number.

The following example indicates the breakdown of typical model numbers.

Strut mounted model number for a 1-5/8" tube with 1" wall insulation:

HR728162

HOLDRITE

First Digit
7 = Series

Second Digit
2 = Strut Mount
0 = Clevis

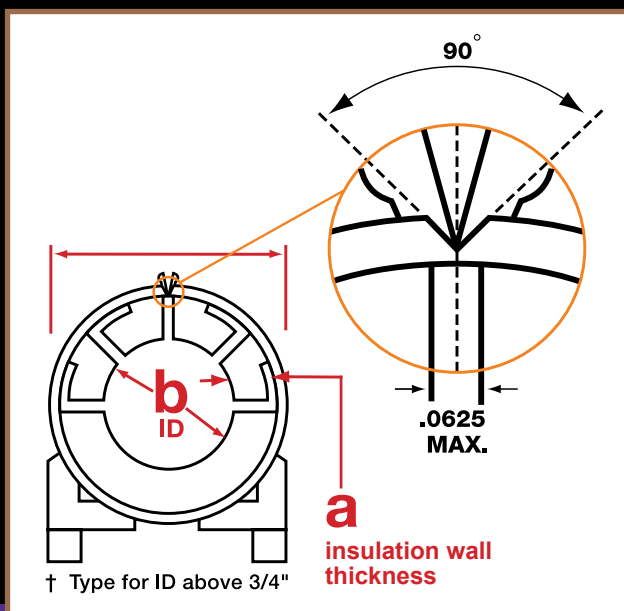
Third Digit
Insulation wall thickness
based on 1/8" increments:
3 = 3/8"
4 = 1/2"
6 = 3/4"
8 = 1"

Last Three Digits

Indicate the outer diameter of the tubing/inner diameter of Coupling (decimal equivalent in inches)

HOLDRITE® Steel Strut Mount

The strut mounted parts include the coupling, clamp halves with welded fastener and locknut. For use with elastomeric and fiberglass insulation.



HOLDRITE® STEEL MOUNT

MODEL#	Wall Installation a	Pipe O.D. b	Overall Dimension c	Box Qty
HR 724062	1/2"	5/8"	1.75	20
HR 724087	1/2"	7/8"	2.00	20
HR 724112	1/2"	1-1/8"	2.25	20
HR 724137	1/2"	1-3/8"	2.50	20
HR 724162	1/2"	1-5/8"	2.75	10
HR 724212	1/2"	2-1/8"	3.25	10
HR 724262	1/2"	2-5/8"	3.75	10
HR 724312	1/2"	3-1/8"	4.25	10
HR 724412	1/2"	4-1/8"	5.25	10
HR 726062	3/4"	5/8"	2.25	10
HR 726087	3/4"	7/8"	2.50	10
HR 726112	3/4"	1-1/8"	2.75	10
HR 726137	3/4"	1-3/8"	3.00	10
HR 726162	3/4"	1-5/8"	3.25	10
HR 726212	3/4"	2-1/8"	3.75	10
HR 726262	3/4"	2-5/8"	4.25	10
HR 726312	3/4"	3-1/8"	4.75	10
HR 726362	3/4"	3-5/8"	5.25	10
HR 726412	3/4"	4-1/8"	5.75	10
HR 728062	1"	5/8"	2.75	10
HR 728087	1"	7/8"	3.00	10
HR 728112	1"	1-1/8"	3.25	10
HR 728137	1"	1-3/8"	3.50	10
HR 728162	1"	1-5/8"	3.75	10
HR 728212	1"	2-1/8"	4.25	10
HR 728262	1"	2-5/8"	4.75	10
HR 728312	1"	3-1/8"	5.25	10
HR 728412	1"	4-1/8"	6.25	10