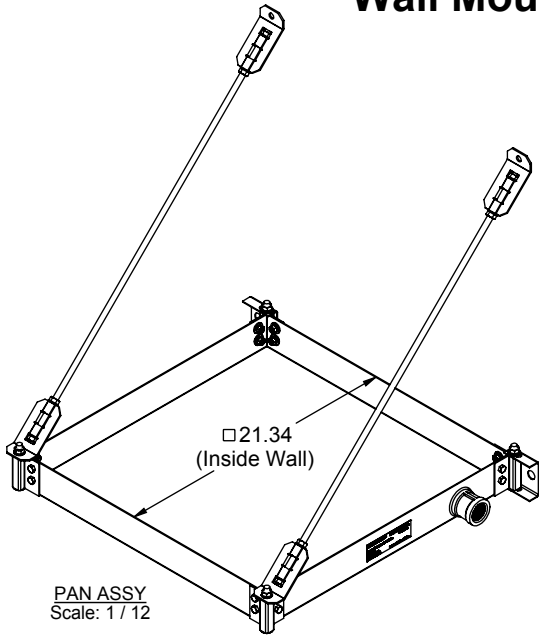


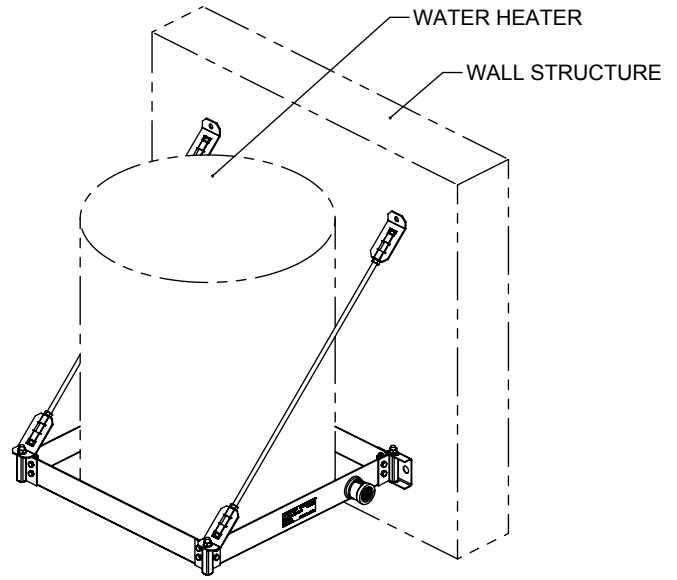
# PRODUCT SPECIFICATION DRAWING

## QUICK STAND™ #40-SWHP-WM

### Wall Mounted Equipment Platform



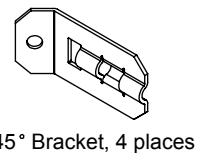
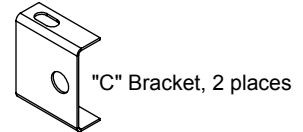
ALL DIMENSIONS IN INCHES



**The Wall Mounted Equipment Platform is engineered to support water heaters up to 20 U.S. gallons (or other equipment up to 375 pounds total weight) mounted to a wall. This item also serves as a drain pan. See Installation Instructions for detail.**

**Product Information:**

- **Material:**  
 Pan: 14 gage CRS, galvanized  
 Corner Brackets (4): 14 gage CRS, galvanized  
 C-Brackets (2): 16 gage CRS, galvanized  
 45° Brackets (4): 12 gage, CRS, galvanized  
 Threaded Rod (2): Low carbon steel, zinc plated, 3/8" x 29-3/4" long  
 Drain Kit:  
   Hex Bushing: Malleable Iron, galvanized finish  
   Lock Nut: Steel, zinc plated  
   Flanged Gasket: Neoprene, 50 ± .05 Shore A
- Wide platform allows water heaters up to 21-1/4" diameter
- Watertight corners and welded 1" steel drain body eliminate need for additional drain pan
- Static load rating 375 pounds with 2X safety factor (depending on structural anchorage)
- Professional Engineer stamped documentation available
- Galvanized steel construction
- Suspends with user supplied 3/8" hardware to mount to wall, 4 places
- Installation instructions for mounting to concrete or framed wall structure available
- Patent Pending



THIS INFORMATION IS PROPRIETARY TO HOLDRITE AND IS SUBJECT TO CHANGE WITHOUT NOTICE. IT MAY NOT BE REPRODUCED IN PART OR WHOLE WITHOUT WRITTEN AUTHORIZATION.



800-321-0316 OR 760-744-6944 / FAX: 760-744-0507 / WWW.HOLDRITE.COM  
 spec\_40-SWHP-WM\_RevG (no welding)

Product Submittal	
Job Name:	
Date:	
Part Number:	Qty:
Architect / Owner:	
Contractor:	
Notes:	